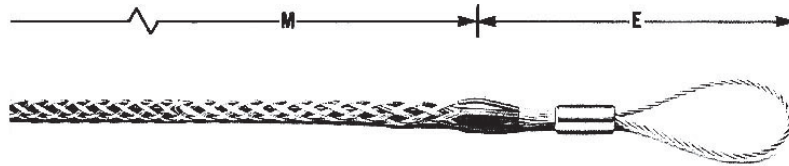


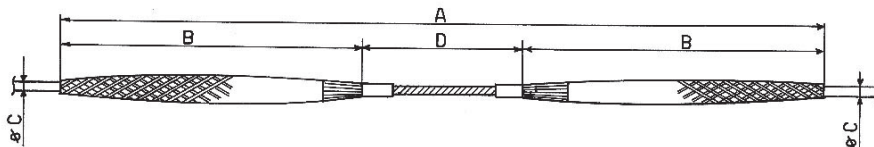
ACCESSORIES

SINGLE FLEXIBLE EYE TYPE



Model Number	TE Part Number	Size Range O.D.		Design Strength		DIMENSIONS			
		in	mm	lbs	kg	M		E	
						in	mm	in	mm
01-030-817	539262	.31-.67	8-17	6614	3000	43.3	1100	11.8	300
01-078-2917	539070	.67-1.14	17-29	17196	7800	53.5	1360	13.4	340
01-120-3829	539514	1.14-1.50	29-38	26455	12000	57.9	1470	17	430
01-180-5038	545247	1.50-1.97	38-50	39683	18000	66.9	1700	17.7	450

DOUBLE SOCK TYPE



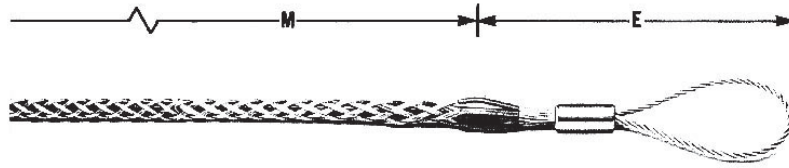
Model Number	TE Part Number	Size Range O.D.		Design Strength		DIMENSIONS					
		in	mm	lbs	kg	A		B		D	
						in	mm	in	mm	in	mm
02-030-817	539263	.31-.67	8-17	6614	3000	96.5	2450	43	1100	10.5	250
02-078-2917	539071	.67-1.14	17-29	17196	7800	119	3020	53.5	1360	12	300
02-120-3829	539515	1.14-1.50	29-38	26455	12000	128	3240	58	1469	12	399
02-180-5038		1.50-1.97	38-50	39683	18000	148	3750	67	1700	14	350

**OUR PEOPLE CARE ...
OUR EQUIPMENT IS THE PROOF**

TENSION STRINGING EQUIPMENT & ACCESSORIES CATALOGUE

ACCESSORIES

FLEXIBLE EYE TYPE



Standard Duty (for conductors, ground wire and wire rope)

Model Number	TE Part Number	Size Range O.D.		Design Strength		Dimensions					
						M		E		A	
		in	mm	lbs	kg	in	mm	in	mm	in	mm
03-030-1206	534650	.25-.49	6-12	6,800	3,084	26	660	9	228	.25	6
03-045-1812	536010	.50-.79	12-18	10,000	4,536	32	813	9	228	.312	8
03-065-2519	563011	.75-.99	19-25	13,400	6,532	41	1041	11	279	.375	10
03-111-3125	534649	1.00-1.24	25-31	24,600	11,159	52	1321	12	304	.50	13
03-138-3732	537017	1.25-1.49	32-37	30,600	13,880	56	1422	12	304	.50	13
03-138-4438	550003	1.50-1.74	38-44	30,600	13,880	60	1524	12	304	.50	13
03-217-5645	537018	1.75-2.24	45-56	48,000	21,773	70	1778	18	457	.625	16

Heavy Duty (for high strength conductors and pulling ropes)

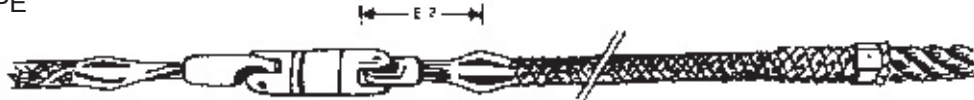
Model Number	TE Part Number	Size Range O.D.				Design Strength		Dimensions					
		Conductor		Rope				M		E		A	
		in.	mm	in	mm	lbs.	kg.	in	mm	in	mm	in	mm
04-029-904	NS000201	.19-.37	5-9	.25-.65	6-16	6,500	2,950	24	610	10	254	.218	5
04-063-1509	540386	.38-.62	9-16	.50-.90	13-23	14,000	6,360	36	914	12	304	.375	10
04-090-2216	540082	.63-.87	16-22	.75-1.10	19-28	20,000	9,090	48	1220	13	330	.437	11
04-138-2822	540083	.88-1.12	22-28	1.00-1.50	25-38	30,600	13,880	60	1524	15	380	.500	13
04-212-3428	P00-9700-061	1.13-1.37	28-34	1.25-1.70	32-43	46,800	21,270	76	1930	18	457	.625	16
04-301-4835	P00-9700-062	1.38-1.90	35-48	1.50-2.10	38-53	66,500	30,200	89	2260	24	610	.750	19

**OUR PEOPLE CARE ...
OUR EQUIPMENT IS THE PROOF**

TENSION STRINGING EQUIPMENT & ACCESSORIES CATALOGUE

ACCESSORIES

FORGED EYE TYPE



Recommended combination of grips (socks) and swivels for temporary splices (double socking) of conductors.

Model Number	TE Part Number	Nominal Grip Size		Size Range O.D.		Design Strength		Recommended Swivel	Dimensions			
		in	mm	in	mm	lbs	kg		M		E	
									in	mm	in	mm
05-030-1206	539123	3/8	10	.25-.49	6-12	6800	3084	SW-9	26	660	5	127
05-045-1812	536419	5/8	16	.50-.74	12-18	10,000	4536	SW-13	32	813	6	152
05-065-2519	534683	7/8	22	.75-.99	19-25	13,400	6532	SW-13	41	1041	6	152
05-111-3125	538105	1 1/8	29	1-1.24	25-32	24,600	11,159	SW-15	52	1321	8	203
05-138-3732	536720	1 3/8	35	1.25-1.49	32-37	30,600	13,880	SW-17	56	1422	8	203
05-138-4438	P00-9700-055	1 5/8	41	1.50-1.74	38-44	30,600	13,880	SW-17	60	1524	9	228
05-217-5745	538106	2	51	1.75-2.24	45-57	48,000	48,000	SW-19	70	1778	10	254

**OUR PEOPLE CARE ...
OUR EQUIPMENT IS THE PROOF**

TENSION STRINGING EQUIPMENT & ACCESSORIES CATALOGUE